


Technical Specification

Category: Holywell


Part Number: 431301-E3-MW

Description: Holywell Batten 4ft Twin 30W 4000K White Plug & Play
E-SEL3 Emergency & Microwave



Product Features:

- Unique opal diffuser design for optimum performance and light distribution
- Steel body construction with powder coat finish
- Conduit entry points at both ends
- Suitable for central BESA mounting
- Additional screw to secure end cap



General information:

| | |
|------------------------|--------------|
| Wattage (W) | 30 |
| Lumens (lm) | 4800 |
| Efficacy (lm/W) | 160 |
| Colour Temperature (K) | 4000 |
| IP Rating | 20 |
| IK Rating | 6 |
| Class Rating | 1 |
| Energy Rating | B |
| Flicker | Flicker Free |
| Dimmable | Fixed |
| L70 Hours | 54000 |
| L80 Hours | 54000 |
| L90 Hours | 34000 |
| Paint Finish (RAL) | 9003 |

Technical information:


| | |
|----------------------------------|---------------------------|
| Application Location | Internal |
| Emergency Output (lm) | 400 |
| Beam Angle | 120 |
| CRI | 80 |
| Input Type | 220-240V AC |
| Driver Type | CC |
| Operating Temperature To | 30 |
| Product Warranty (Years) | 5 |
| Driver Brand | Lifud |
| Socket | N/A |
| Frequency (Hz) | 50 60 |
| Diffuser Material | Polycarbonate |
| Install Options | BESA/Conduit |
| Install Type | Push Fit Terminal |
| Replaceable Driver | Professional |
| Replaceable LED | Professional |
| Body Material | Steel |
| Maintained | Maintained/Non-Maintained |
| Emergency Wattage (W) | 3.5 |
| Emergency IP Rating | 20 |
| Cell Type | IFR18650 - LiFePO4 |
| Capacity (mAh) | 3200 |
| Recharge Time (Hours) | 24 |
| Emergency Duration (Hours) | 3 |
| Emergency Output (Standalone lm) | 400 |
| Charge Current (mA) | 300 |
| Battery Size (V/Ah) | 3.2 / 3.2 |
| Battery Temperature (To) (°C) | 30 |

Technical Specification

Category: Holywell

Part Number: 431301-E3-MW

Description: Holywell Batten 4ft Twin 30W 4000K White Plug & Play
E-SEL3 Emergency & Microwave



Technical information:

| | |
|--------------------------|--|
| Sensor Technology | Microwave |
| Sensor Type | On-Off |
| Max. Mounting Height (m) | 6 |
| Hold Time | 5s / 30s / 90s / 5min / 20min / 30min |
| Detection Radius | 5 x 4 |
| Standby Power | 1.0 |
| Standalone/Grouping | Standalone |

